

SpeedFace M4

Linux-Based Multi-Biometric
Access Control and Time & Attendance Terminal
with Visible Light Facial Recognition &
Palm Recognition (Customized)



Multiple Card
Formats



IP66



Wide Operating
Temperature Range



Proactive
Facial Recognition



Wide Palm Pose Angle
Acceptance

Compatible with

ZKBio CVAccess

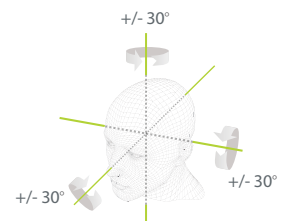


Features

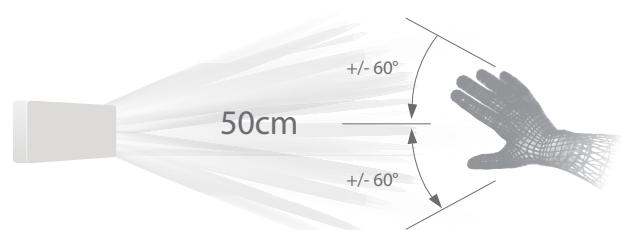

- Visible Light Facial Recognition
- Anti-spoofing algorithm against almost all kinds of print attack (laser, color and B/W photos), videos attack and 3D mask attack
- Multiple verification methods: Face / Palm (Customized) / Card / Password
- Available card modules: ID / IC / HID / iClass / Felica / Desfire EV1 / EV2 / Legic
- Supplement light with adjustable brightness
- Capacity: 6,000 face templates; 3,000 palm templates (Customized); 10,000 cards; 200,000 logs
- IP66

2 meters of recognition distance and extra wide angle recognition

The recognition distance has been greatly extended to 2 meters, which significantly improves the maximum traffic rate. While most of the algorithms only support $\pm 15^\circ$ of detectable face angle, SpeedFace M4 doubles the detection angle in terms of head rotation and tilt to $\pm 30^\circ$.



Touchless palm authentication (Customized) method with a novel hand tracking technique allowing angle tolerance as wide as $\pm 60^\circ$ in the roll axis and a recognition distance of 50cm.

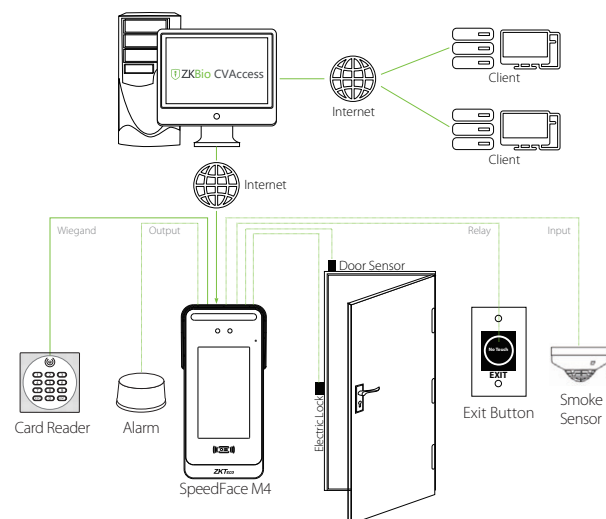


Specifications

Display	5" Touch Screen
Face Capacity	6,000 (Optional:10,000)
Palm Capacity	3,000 (Customized)
Card Capacity	10,000
Transaction	200,000 (Optional: 500k)
Operating System	Linux
Function	ID Card, ADMS, DNS, T9 Input, DST, Camera, 9-digit User ID, Advance Access Control, Groups, Holidays, Anti-passback, Record Query, Tamper Switch Alarm, Bell Scheduling, POE (Optional, IEEE 802.3at-2009)
Hardware	1GHz Dual Core CPU 1G RAM / 8G Flash 2MP WDR Low Light Camera Adjustable LED Supplement Lighting Rain Cover (Optional)
Communication	TCP/IP, Wi-Fi (Optional), Wiegand Input / Output, RS485*
Access Control Interface	3rd-party Electric Lock, Door Sensor, Exit Button, Alarm Output, Aux. Input
Optional Card Module	IC / HID / iClass / Felica / Desfire EV1 / EV2 / Legic
Facial Recognition Speed	≤ 0.5s per face
Biometrics Algorithms	ZKFace V5.8 & ZKPalm V12.0 (Customized)
Protection Level	IP66
Power	Voltage: DC 12V Current: Max. 3A
Working Humidity	10% to 90%
Working Temperature	-30°C to 60°C
Dimensions (W*H*D)	103.83 * 212.41 * 50.60 (mm)
Supported Software	ZKBio CVAAccess

* Note: RS485 is for RS485 readers.

Configuration



Dimensions (mm)

